

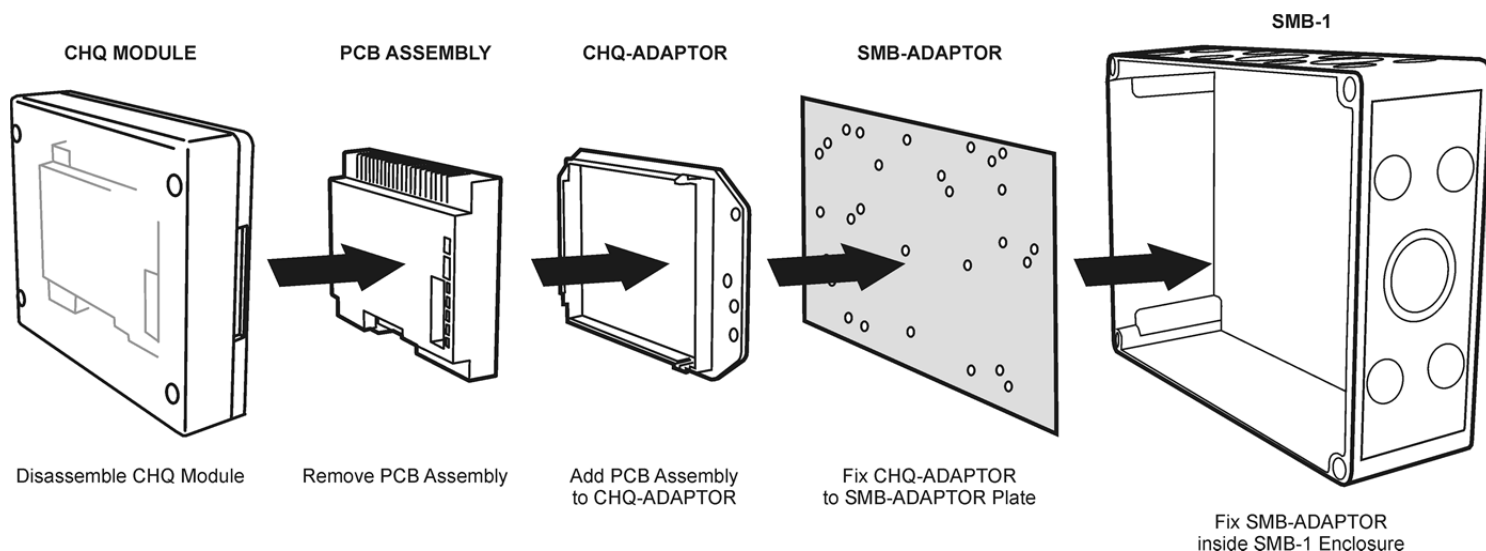
# SMB-ADAPTOR INSTALLATION INSTRUCTIONS

**Products Covered: SMB-ADAPTOR, SMB-1, CHQ MODULES, CHQ 'MINI' MODULES, CHQ-ADAPTOR**

## Introduction

The SMB-ADAPTOR is a mounting plate designed to be fitted within the SMB-1 module enclosure to facilitate the mounting of the CHQ range of modules and 'mini' modules. The CHQ range of modules is fitted utilising the CHQ-ADAPTOR, an adaptor which allows the PCB assembly of the CHQ Module to be removed and mounted within enclosures. The 'mini' modules such as the CHQ-POM can be fitted directly to the SMB-ADAPTOR plate.

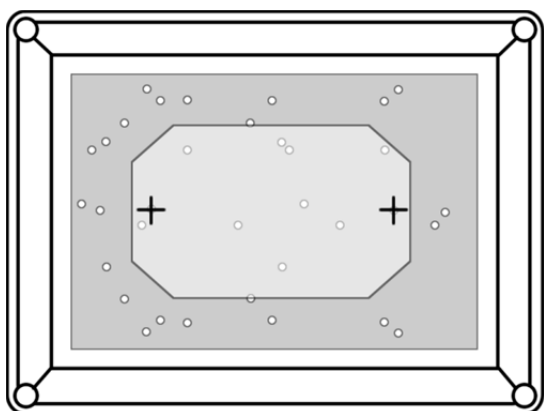
## Example



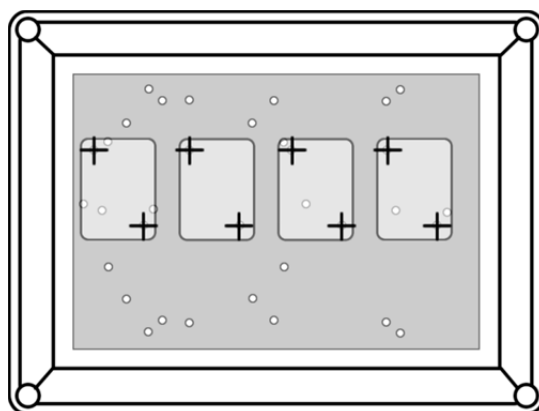
The above example shows how a single CHQ Module can be mounted within the SMB-1 enclosure utilising the CHQ-ADAPTOR and the SMB-ADAPTOR plate. For further information on removing the CHQ Module PCB Assembly please refer to the CHQ-ADAPTOR Instructions (2-3-0-795).

**NOTE:** When disassembling the CHQ Module in preparation for mounting onto the CHQ-ADAPTOR please be aware that the device features a printed circuit board (PCB) which contains electro-static sensitive components. Observe precautions for handling these components to avoid damage to the unit.

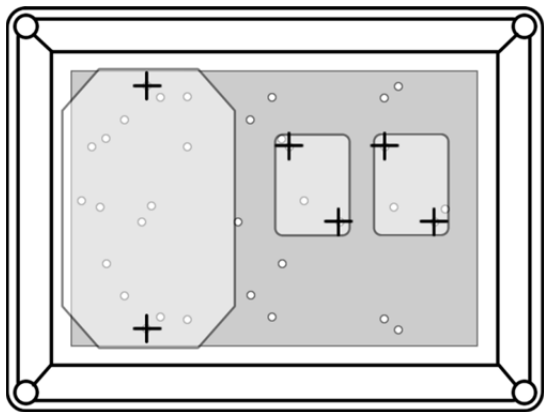
## SMB-ADAPTOR - Typical Configurations for SMB-1 Enclosure



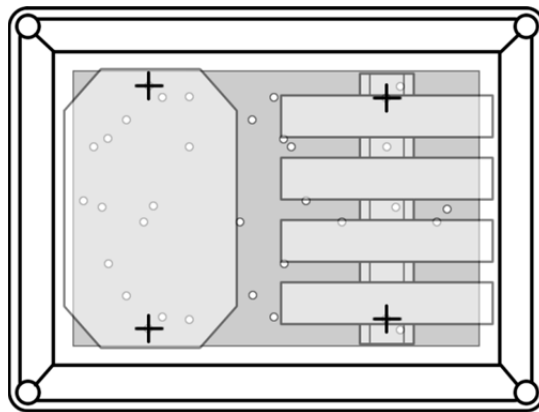
SMB-ADAPTOR with 1 CHQ-ADAPTOR (+ PCB)  
(fitted landscape)



SMB-ADAPTOR with up to 4 'mini' CHQs  
(for example, CHQ-POM)

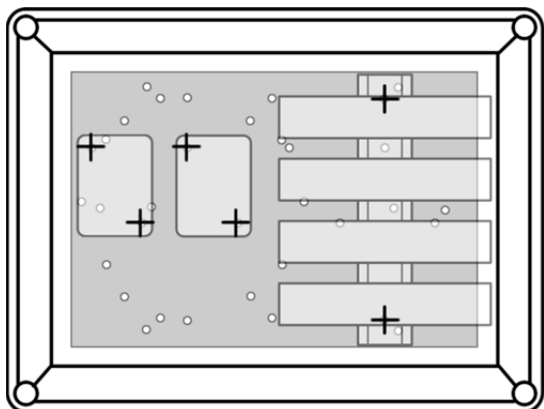


SMB-ADAPTOR with 1 CHQ-ADAPTOR (+ PCB) and 2 'mini' CHQs (for example, CHQ-POM)



SMB-ADAPTOR with 1 CHQ-ADAPTOR (+ PCB), a DIN Rail and up to 4 CHQ-DIN Modules\* (\*SMB-1 Enclosure must be fitted with SMB-2(LID))

*THIS CONFIGURATION IS DEPENDENT ON DIN MODULE TYPE AND NUMBER OF KNOCK-OUTS REQUIRED*



SMB-ADAPTOR with 2 'mini' CHQs (for example, CHQ-POM), a DIN Rail and up to 4 CHQ-DIN Modules\*

(\*SMB-1 Enclosure must be fitted with SMB-2(LID))

*THIS CONFIGURATION IS DEPENDENT ON DIN MODULE TYPE AND NUMBER OF KNOCK-OUTS REQUIRED*

### FASTENER INFORMATION:

For SMB-ADAPTOR mounting plate (always required)	4 x No 6 x 12 mm CTSK Self Tapper (supplied)
For CHQ-ADAPTOR	2 x M4 x 6 mm Pan Head Screws + 2 split washers (supplied)
For 'mini' CHQs	2 x M3 x 20 mm CTSK Machine Screws (not supplied)
For DIN Rail	2 x M3 x 6 mm Pan Head Machine Screws + 2 split washers (not supplied)



Hochiki Europe (UK) Ltd  
 Grosvenor Road, Gillingham Business Park,  
 Gillingham, Kent, ME8 0SA, England  
 Telephone: +44(0)1634 260133 Facsimile: +44(0)1634 260132  
 Email: sales@hochikieurope.com  
 Web: www.hochikieurope.com

Hochiki Europe (UK) Ltd. reserves the right to alter the specification of its products from time to time without notice. Although every effort has been made to ensure the accuracy of the information contained within this document it is not warranted or represented by Hochiki Europe (UK) Ltd. to be a complete and up-to-date description. Please check our web site for the latest version of this document.